

# The CAW Newsletter

The CAW Newsletter is the official publication of the Capital Area Woodturners Chapter of the AAW, and is published for the information of its members. Membership in the CAW Chapter is open to anyone interested in the art and craft of woodturning.

## Meeting Announcement:

**Date:** Saturday, Feb 9, 2002

**Time:** 9:30 AM — 12:30 AM

**Place:** *Bryant Education Center  
2709 Popkins Lane  
Alexandria, Virginia*

**DIRECTIONS TO THE MEETING:** From Virginia or Maryland, take I-495/I-95 towards the Wilson Bridge over the Potomac River. Take Exit 177A (Rt 1 South) on the Virginia side. Approximately 1.9 miles south of the Beltway, you will pass the Beacon Mall complex with Lowes Home Improvement Warehouse on your right. From the main entrance into Beacon Mall, go 4 more stop lights – about ½ mile. The 4<sup>th</sup> stop light will be Popkins Lane. Turn Left onto Popkins Lane and go down 2 blocks. The Bryant Learning Center entry will be on your right. Drive to the East side of the building. Plenty of parking on the side or in the rear of the building. The entrances to the woodworking shop and meeting rooms are off the East side of the Bryant Center.

## Program For The Month

**8:30 AM** Help set up for the demonstration. Look over the For Sale items in the equipment room. Have a cup of coffee and a donut with your fellow turners. Enjoy the normal hour of skill enhancement and practice time on the lathes. Or talk over problems and techniques with someone who might already have been there and done that.

**If you haven't been to the Bryant Center yet; Come familiarize yourself with our new home !!**

**9:30 AM** A business meeting. Photos of member items will be taken for the March Newsletter. The tape library will be open. A silent auction table will be available for donated wood and items. A Show & Tell of pieces brought in will be conducted.

**Special Auction at this Meeting!!!**

**A \$250.00 MIDI-LATHE**

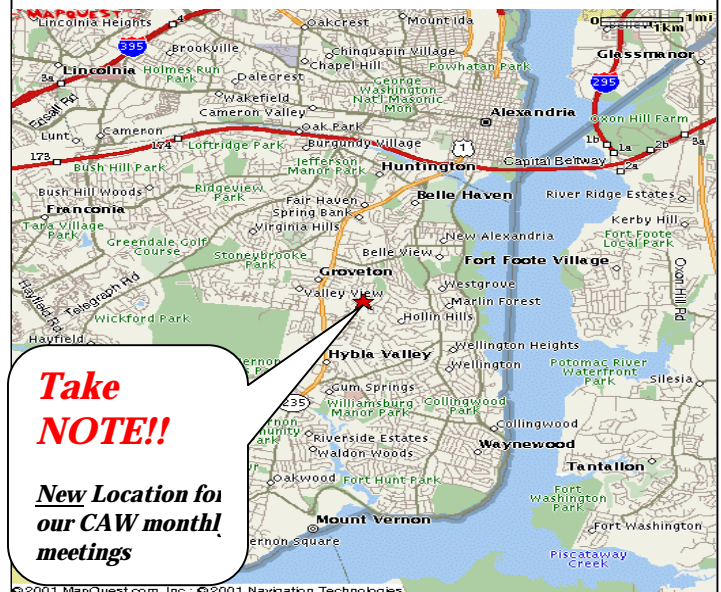
**Come early - Buy lots of Chances**

**10:30 AM** Wayne Dunlap, of Dunlap Woodcrafts in Virginia, will provide our program. It will be a unique opportunity to learn about wood and harvesting wood as well as chain saw safety. Mr. Dunlap will present a slide show and discuss American hardwoods, figure, kiln and air drying, cutting, i.e., quarter-sawing versus slab sawing, and other things as questions arise. He has also agreed to provide some information on chainsaw use, focusing on safety.

Best of all, he will bring a truck load of wood and offer it to members at a discount price, so come with cash in your pockets!

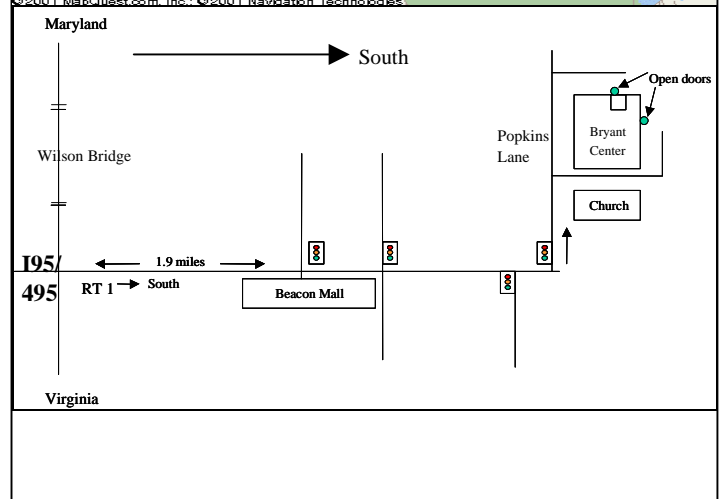
To serve our needs as turners better, he also plans to solicit comments on what kinds of American hardwood we're looking for. He works primarily with harvesters in the Eastern US but has some contacts on the west coast, so think about the kinds of wood you wish you could get more easily and be prepared to give him some feedback.

Finally, Mr. Dunlap used to turn years ago and he is thinking of getting back into it. He is interested in acquiring "a bigger lathe" and taking a look at the hobby/obsession again. He may even be interested in joining our club. Let's all help him get the information he is looking for.



**Take  
NOTE!!**

**New Location for  
our CAW month  
meetings**



CAW's Mentorship Program

HONOR ROL

As of Jan 2002

Bob Grudberg \*\*

Don Johnson \*\*

Bob Pezold \*\*

Richard Allen \*\*\*

Andrew Blackwell \*\*

John Overman \*

Pat Berry \*

Tom Boley \*

Richard Preston \*

CA Savoy \*\*+ (tue & wed skill enhancements)

\*\*\* denotes number of people being mentored

**Many thanks to those who are giving back, by being willing to help others. I've made only eleven referrals since starting this list in June 2001. Any who are missing or are willing to help others, contact Paul Burke, 703-534-9076, PBurkeSr@cox.rr.com, Let's Grow Woodturners !**

**NOVA WOODWORKING SHOW  
CAPITAL EXPO CENTER – CHANTILLY, VA.**

Mar. 22, 2002 12:00N -- 7:00P

Mar. 23, 2002 10:00A -- 6:00P

Mar. 24, 2002 10:00A -- 4:00P

Still have a few slots available to turn on the lathes or staff the booth. Sign up at the Feb. meeting or email CA Savoy [cadjsavoy@msn.com](mailto:cadjsavoy@msn.com) for available slots. Please bring some of your finished work to be displayed in our booth. You can display it while you are there or leave it for the entire show.

**SKILL ENHANCEMENT WORKSHOP  
AT BRYANT SCHOOL**

Feb. workshops will be held on Wed.13th and Tues.26th from 9:00A till 3:00P. Any special request may be directed to CA at [cadjsavoy@msn.com](mailto:cadjsavoy@msn.com)

| NET WORTH REPORT             | 12/31/01        |
|------------------------------|-----------------|
| Acct                         | Balance         |
| ASSETS                       |                 |
| Cash and Bank Accounts       |                 |
| Cash Account                 | 100             |
| Checking                     | 3,475.57        |
| TOTAL Cash and Bank Accounts | 3,575.57        |
| Liabilities                  | 0               |
| <b>TOTAL ASSETS</b>          | <b>3,575.57</b> |

**CAW 2001 Officer Roster**

| <u>Name</u><br><u>Position</u>                              | <u>Contact Information</u>  |
|---|---|
| <b>Bob Pezold</b><br><i>President</i>                       | 8018 Hammond St.<br>Alexandria, VA 22309<br>703-418-8626<br><a href="mailto:rpezold@erols.com">rpezold@erols.com</a>                        |
| <b>Tom Boley</b><br><i>Vice-President</i>                   | 8316 Botsford Ct.<br>Springfield, VA 22152<br>703-569-2548<br><a href="mailto:tboley@erols.com">tboley@erols.com</a>                        |
| <b>Mike McInerney</b><br><i>Treasurer</i>                   | 14526 Creek Branch Court<br>Centerville, VA 22020<br>703-378-8117<br><a href="mailto:mikemc1421@aol.com">mikemc1421@aol.com</a>             |
| <b>Don Johnson</b><br><i>Secretary</i>                      | 2207 Windsor Road<br>Alexandria, VA 22307-1019<br>703-329-1326<br><a href="mailto:drjpapaw@aol.com">drjpapaw@aol.com</a>                    |
| <b>Tim &amp; Sheryl Kochman</b><br><i>Program Directors</i> | 10411 Todman Landing Court<br>Burke, VA 22015<br>703-250-4891   |
| <b>C. A. Savoy</b><br><i>Show Director</i>                  | 1309 Gatewood Drive<br>Alexandria, VA 22307<br>703-765-7268<br><a href="mailto:cadjsavoy@msn.com">cadjsavoy@msn.com</a>                     |
| <b>Jim Marstall</b><br><i>Newsletter Editor</i>             | 6213 Capella Ave.<br>Burke, VA 220215<br>703-644-6797<br><a href="mailto:james.marstall@west.boeing.com">james.marstall@west.boeing.com</a> |
| <b>Club Support Volunteers</b>                              | Gerry Headley - Video Library<br>Cal Frantz - Group Buy<br>Bob Grudberg - Auctions<br>Mary Youmann - CAW Clothes                            |

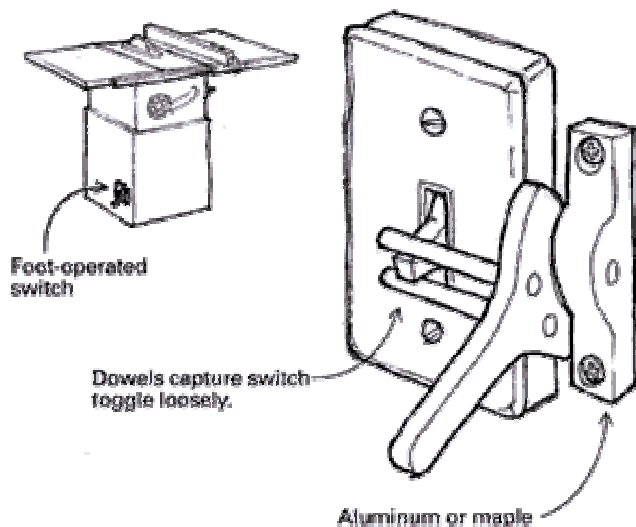
| CASH FLOW REPORT       | 1/1/2001 - 12/31/2001 |
|------------------------|-----------------------|
| Category Description   |                       |
| <b>CASH IN</b>         |                       |
| Demonstration Fee      | 810                   |
| Elipse Gallery Fund    | 340                   |
| Gifts Received         | 185                   |
| Group Buy Collection   | 880                   |
| Membership:            |                       |
| New                    | 920                   |
| Renewal 2001           | 2,220.00              |
| Renewal 2002           | 495                   |
| TOTAL Membership       | 3,635.00              |
| Monthly Raffle Income  | 4,236.00              |
| Silent Auction         | 439.75                |
| Video Rental Income    | 734                   |
| <b>TOTAL CASH IN</b>   | <b>11,259.75</b>      |
| <b>CASH OUT</b>        |                       |
| Annual Picnic          | 200                   |
| Bulk Wood Buy          | 3,000.00              |
| Club Meeting Equipment | 2,426.75              |
| Demonstrator           | 1,690.79              |
| Gifts                  | 26                    |
| Group Buy Acct         | 879.85                |
| Holiday Party          | 79.78                 |
| Moving                 | 311.2                 |
| NEWSLETTER             | 865.02                |
| Other Exp              | 19.75                 |
| Raffle Items           | 1,367.30              |
| Supplies               | 68.22                 |
| Video Tape Purchase    | 160.8                 |
| Web Site               | 209.53                |
| <b>TOTAL CASH OUT</b>  | <b>11,304.99</b>      |
| <b>OVERALL TOTAL</b>   | <b>-45.24</b>         |

### Auxiliary Switch for the Tablesaw

by Dario Brisighella

(Editor: Should Also work with a Lathe)

After Experimenting with a dozen or so locations and types of tablesaw power switches, this is the one I find most convenient and safest to use. I mounted a standard 20-amp light switch low to the left side of the saw, as I face the blade. I added an auxiliary, foot-operated lever to the basic switch, so my hands are free to handle the stock. The fingers of the auxiliary-switch lever only loosely trap the actual switch lever in both the on and off position, preventing any damage. I fabricated my latest edition of the switch lever from aluminum, but the original one I made from maple served me long and well.



Dario Brisighella lives in Oak Creek, Wis.

Drawing: Jim Richey.  
From FW #123, p. 28

### Volunteer Needed

#### Chapter Collaborative Challenge Coordinator

The CAW needs someone to act as the Coordinator for our potential participation in this year's Chapter Collaborative Challenge. The Coordinators would help the club develop ideas about a Chapter entry and explain the ideas to the membership. Once a project was determined, the coordinator would lead a committee to design the project, enlist the participation of the maximum number of members possible, ensure delivery dates are established and understood, and put together the final project so that I can be entered in this summer's AAW Symposium.

If you are interested in adding your skills to our club, please consider volunteering to fill this position.

### Why Is a Hardwood Sometimes Soft?

The designation of a tree as a hardwood or a softwood has nothing to do with the hardness of the wood. Wood is considered "hard" if the specific gravity of the product is 0.50 or higher. Below that specific gravity level, the wood is considered to be "soft". These levels of specific gravity can be found in both hardwood and softwoods.

The categorization of a tree as a hardwood or as a softwood is dependent on its characteristics of seeding and leafing. The following definitions apply:

- *Gymnosperms are a taxonomic class that includes plants whose seeds are not enclosed in an ovule. Gymnosperm means "naked seed". This group is often referred to as softwoods. Gymnosperms usually have needles that stay green throughout the year (conifers). Examples are pines, cedars, spruces and firs. Some gymnosperms do drop their leaves - ginkgo, dawn redwood, and baldcypress, to name a few.*
- *Angiosperms are a taxonomic class of plants in which the mature seed is surrounded by the ovule (think of an apple). This group is often referred to as hardwoods. Angiosperms are trees that have broad leaves and that usually change color and die every autumn. Oaks, maples and dogwoods are examples of deciduous trees. Some angiosperms that hold their leaves include rhododendron, live oak, and sweetbay magnolia.*

### Is It a Tree or a Shrub?

Identifying trees outside can be harder than one might think. But by using the process of elimination and your experience, it can become second nature. One of the first things to consider is the growth form. Is it a tree or a shrub? Answering this simple question can eliminate a lot of choices.

Most tree identification books define a shrub as a woody plant, growing to less than 5 meters in height (16 feet), with multiple stems.

A tree is a woody plant, growing to greater than 5 meters in height (16 feet), with a single dominant stem.

## About Our Members

by Phil Brown

Last November 10 - 12<sup>th</sup> **Bill Hardy** showed at the annual Virginia Tech YMCA Arts and Crafts show in Blacksburg, VA.

**Chris Light & Frank Stepanski** were featured "Eyeclopes Studios" November display titled "Funk-tual Art". The gallery is located in Fredericksburg VA.

**Don Johnson** gave a demo on fluting at the January meeting of the Apple Valley Woodturners in Winchester, VA. **C.A. Savoy** is scheduled to do a sharpening demo there in February.

**Dick Krehling** has expanded learning opportunities for northwestern Virginia and West Virginia turners by organizing Apple Valley Woodturners in the Winchester, VA area. This group, with nearly 20 members, meets on the first Saturday of the month at Dick's new studio. At their third meeting this month, they will sign the papers required to become an AAW Chapter. To learn more, call Dick at 540-542-6715.

On January 26<sup>th</sup> **Steve Bishop, John Noffsinger, and Lynda Smith-Bugge** attended the opening reception for the "Virginia Woodturner", an exhibition of turned work by 19 woodturners from the commonwealth held at the Artisans Center of Virginia, in Waynesboro. Bert Smith, an ACV juried artisan, demonstrated woodturning at the opening reception. The Center is located at 601 Shenandoah Village Drive, exit 94 off I-64, Waynesboro. Hours are Mon - Sat 10:00 am - 6:00 pm, and Sun 12:30 pm - 5:30pm. The exhibit is up through February 28, 2002. For more information call 540-946-3294 or e-mail at: [acv@nexet.net](mailto:acv@nexet.net). Or check out their website: <http://www.artisansva.com/>

**CA SAVOY** will teach *Bowl Turning* classes at Woodcraft in Springfield, VA on Mondays February 12 and March 11, and on Tuesday April 16, 2002. Classes run from 6:00PM till 9:30PM. Richard Allen will also teach two *Introduction to the Lathe* courses on Sundays, February 12<sup>th</sup> and again on March 3<sup>rd</sup>. Classes will run from 10:00AM to 5:00PM. Contact Woodcraft at 703-912-6727 for details.

Tell others about yourself in the CAW Newsletter by sending information, before the end of the month, to Phil Brown, 7807 Hamilton Spring Road, Bethesda, MD 20817-4547. Phone and fax: 301-767-9863. E-mail: [philfbrown@greenbelt.com](mailto:philfbrown@greenbelt.com)

### OTHER ITEMS

1. The Woodworkers Club in Rockville, MD is offering a demonstration and class by David Springett, a woodturner from England, on February 16 from 10 am to 5 pm. Since this is set up like a class you need to sign up for the demo. The cost is \$75. For more information about David Springett, see his web page at [www.davidspringett.fws1.com](http://www.davidspringett.fws1.com). For more information about this event and the Club, call 301-984-9033, or see their web page at [www.WoodworkersClub.com](http://www.WoodworkersClub.com) and click on Classes. The first class identified is this turning demo.

2. On January 4, 5 and 6, 2002 the Chesapeake Woodturners demonstrated in a booth at the Baltimore Woodworking Show held at the Timonium Fairgrounds.

3. Each Spring and Summer, the Arrowmont School of Arts & Crafts announces woodturning classes that are conducted in the new Wood Studio on their campus at Gatlinburg, TN. You can register by mail or by calling 865-436-5860, or register on line at [www.arrowmont.org](http://www.arrowmont.org). Since classes frequently fill quickly, you need to be prepared to commit and register when the catalog comes out. See their catalog (at our meetings) or web site for course descriptions, and ask at the CAW meeting for members who have attended. Spring woodturning classes include:

- March 4-8, Surface Design on This Wall Turning by Binh Pho
- March 11-15 & 18-22, Woodturning: Artistic & Functional by Ray Key
- March 25-29, Woodturning: The Finer Points by Mike Mahoney

Summer classes include:

- June 3-7, The Turned & Decorated Wood Vessel by Clay Foster
- June 10-14, Turning The Sphere with Christian Burchard
- June 17-21, Turning the Hollow Form with David Ellsworth
- June 24-July 5 (2 wk class), Woodturning: Forms & Techniques by Merryll Saylan
- July 8-12, Beyond Turning Basics by Kip Christensen
- July 15-26 (2 wk class), Thin Woodturning and Multi-Axis Lathe Work by Jean Francois-Escoulen
- July 29-August 2, Design Concepts in Turning by David Nittmann
- August 5-9, Turning Green Wood: From Tree to Finished Piece by Michael O'Donnell

### Member Support Requested

At the November meeting, president Bob Pezold announced the plan developed by the CAW officers to meet the funding request for support of ***Branching Out: Contemporary Wood Turning 2002*** at The Ellipse Art Center in March to May. CAW will match individual member contributions, with a goal of providing \$1,050. Many members contributed at the November and January meetings, and we are close to the goal. I am making one last appeal at the February meeting for contributions that CAW will match. Every \$5, \$10, and \$20 or more will help. Please send or give your contribution to Mike McInerney, CAW Treasurer. See your November CAW Newsletter for more information about The Ellipse Arts Center, this invitation exhibit, and the historical turned wood exhibit coming to the Renwick Gallery next March.

### March 16<sup>th</sup> - Mark Your Calendar!

Two special and free programs occur in our area - truly once in a lifetime experiences that you should want to attend. At the Renwick Gallery, 17th & PA Ave NW, from 10am to 1pm is a seminar on "Women in Woodworking", featuring Connie Mississippi, Merryll Saylan, Betty Scarpino and Michelle Holzapfel, all woodturners. And, a new exhibit, *Wood Turning in North America Since 1930*, will be open.

The second event occurs at 2 p.m. in The Ellipse Arts Center in Arlington, VA. David Ellsworth presents a slide lecture, "Contemporary Wood Turners: A View of Ourselves" in conjunction with an invitational exhibit *Branching Out: Contemporary Wood Turning 2002*. (Your contribution through CAW made this program possible for everyone.)

To facilitate your attending both events, a box lunch can be reserved at the Ellipse Arts Center, for pickup between 1 and 2 pm. If you don't care to drive between the two locations, you can instead take the Orange Line of Metro.

### Demonstrating at the Renwick Gallery

Last month we invited you to sign up to demonstrate wood turning at the Renwick Gallery on selected dates from March to July. Eleven members agreed to demonstrate during the earlier dates of that time period. We still have many dates available, particularly Wednesdays from noon to 3 pm. This is a time for all shy turners to sign up for a unique experience - demonstrating in a Smithsonian Museum. Please consider doing it on one of these dates: April 24, May 8, 15, 22 or 29, June 9, 12, 16, 19, 26 or 30, July 3 and 17, 2002. (The AAW symposium in Providence, RI is June 28-30.) If you can't make the meeting, call Phil Brown at 301-767-9863 to reserve your demonstration date.

### CAW Worldwide Web (WWW) Internet Home Page

A new capability has been added to the CAW web site. You can now ask a question, add your comments and ideas about an on-going discussion topic, post pictures of your shop and production for others to see, or just post a comment requesting comments by other. Following are the instructions you will find on the web site "Discussion Page" linked to the CAW Home Page:

***This is an on-line discussion forum called CAW Discussion Forum.***

***The contents frame shows the titles of all articles posted to the discussion. Selecting a title will cause the corresponding article to be loaded into this frame.***

***You may also:***

***Post a new article (starting a new thread)***

***Search the articles for a word or pattern***

***In addition, each article has links to let you reply to it (continue the thread) and navigate the article list.***

Please join-in the open discussions and add your comments, ideas, and questions to the overall exchange on woodturning topics.



## NORTHERN VIRGINIA CARVERS 27<sup>th</sup> Artistry in Wood Carving Show

***Sunday and Saturday, April 20 & 21, 2002***

Sponsored by the George Mason High School PTA

The Capital Area Woodturners has accepted an invitation to participate in the Virginia Carvers annual show which will be held this year for the first time at the George Mason High School on route 7 and Haycock Road in Falls Church. The Northern Virginia Handcrafters Guild will also participate.

This show traditionally has an instant gallery, carving competition, carving demonstrations, sale of carved items by members, and several carving vender booths. Woodturning, considered to be closely associated with carving, has been one of the categories of the carving competition for many years. Other categories in the past, have included whittled pieces, caricature, pyrography, abstract, ornamental, aquatic (realistic), waterfowl/shorebirds (stylized), human sculpture (realistic), human sculpture (stylized), relief (realistic), chip carving, and various "special" categories. The competition categories are further broken down for Advanced, Intermediate, and Novice. A junior class has also been established to attract younger carvers. Rules for the competition are formal and will be published in the future for members who wish to participate.

Booths, and spaces, for the sale of items are open to CAW members (*Note: This information is for planning purposes and is subject to revision as plans for the show are worked out with the school, the PTA, and the Carvers*).

- Booths will be approximately 10' X 10' and will cost \$60.00 for the show
- Spaces (on the open floor) for one table (9' or 6'-not yet determined) will cost \$30.00 for the show
- Tables may be brought in by the vendors at no charge for both booths and spaces
  - Tables provided by the school, PTA, or Carvers will be charged \$10.00 each
- Electricity may be made available for booths/spaces if needs are made known in advance
- Security for the booths will be available for the show and "Booth Sitters" will also be available
- Volunteers to set-up and tear-down will be provided by the Carvers, PTA, and the school (This has always been a major plus for participants in the past for unloading and loading cars for the show)

|               |           |                |  |
|---------------|-----------|----------------|--|
| Hours: Set-up | Friday,   | April 19, 2002 | 4:30 PM (Closing not yet determined)                       |
| Show          | Saturday, | April 20, 2002 | 10:00 AM to 5:00 PM (Vendor entry time not yet determined) |
| Show          | Sunday,   | April 21, 2002 | 10:00 AM to 4:00 PM (Vendor entry time not yet determined) |
| Tear-down     | Sunday,   | April 21, 2002 | After 4:00 PM (Must be finished by 6:00 PM)                |

**Bob Marshall (703-323-6577)** will be the liaison and coordinator between the CAW, PTA, and the Northern Virginia Carvers for this show. Information will be published in this CAW Newsletter, as it becomes known, and to individual participants as details are worked out.

This is the first time that the Northern Virginia Carvers have affiliated with any other group for their annual show and affords a great opportunity for the Capital Area Woodturners to extend into the community and other organizations. Show your support and plan to either set up a booth or table to display and sell your turnings (consider partnering up with one or two other turners), or plan to attend the show and see the carvings and turnings of your friends. We will guarantee that you will be impressed with the quality of the work on display; **AND, YOU'LL HAVE A GREAT TIME!!**

## Update on the Video Library

By Gerry Headley

For those of you that have ever wondered, the video library is a self-sufficient operation within the CAW. The library takes in roughly as much rental money as it spends on new tapes. Since we dropped rental prices last Fall, we've had an increase in revenues which has translated in an increase in the number of videos we can offer you. The video library has seven new videos to add to our collection of library tapes. The new tapes are:

| CAW#    | Title   | Author | Producer |
|---------|---|--------|----------|
| 100-102 | Ornament Demo with C.A. Savoy (3 copies)          | CAW    |          |
| 103     | Palmer Sharpless: Johnny Appleseed of Woodturning |        | AAW      |
| 104     | AAW Symposium 1997 Techniques                     |        | AAW      |
| 105     | AAW Symposium 1997-Instant Gallery                |        | AAW      |
| 106     | AAW Symposium 2001-Techniques Vol. 1              |        | AAW      |
| 107     | AAW Symposium 2001-Techniques Vol. 2              |        | AAW      |
| 108     | AAW Symposium 2001-Instant Gallery                |        | AAW      |

I also purchased a second copy of "Skill Building Projects with Mark St. Leger" (CAW #109) and am still on back order for Stuart Mortimer's video, "Wet Turning with a Difference" (CAW #110). When you get a chance, please thank C.A. Savoy for making the video of his ornament demo available to the club. It's an excellent video and well worth the look. Come by at the next meeting and check 'em out!

Last month I promised you reviews of some of our newer video releases. As promised, here they are:

**Title: Inlaid and Novelty Boxes**

**Author: Chris Stott**

**Tape: CAW# 95**

**Level: 4.0 Stars (★★★★) Out of five Stars)**

**Rating: Intermediate**

Description: Describes the use of inlays, veneers, and various techniques to make unique boxes. Demonstrates through various projects including a mushroom box, a spherical box, picture frame lid for a box, a Christmas tree ornament, boxes with contrasting woods, and a two-layer box. Review: Chris Stott provides excellent instruction in the basics using standard tools and some not so standard. The video as well as his work is professional. The camera work and quality of sound makes viewing and understanding each cut simple. He starts out describing the tools he uses, which can be overwhelming, as he seems to have over a dozen different tools in which to use. He doesn't always describe which tool he is using, though, so you should take a careful look each time he switches cuts. His professional production style of turning makes each cut look easy; he never catches. He

provides a good number of projects to demonstrate different techniques and different styles. Chris Stott gives good reasons behind each cut and why each is made in the order it is presented. He also provides a number of safety tips in the video. Chris Stott does take time to make a sales pitch for his other videos and the Chris Stott thin-blade parting tool. After watching this video, I am excited about trying these techniques myself, as I am sure any of our renters will too. It is video worth watching several times.

**Title: Basic Off Center Turning**

**Author: Chris Stott**

**Tape: CAW # 96**

**Rating: 4.0 Stars (★★★★)**

**Level: Advanced**

Description: Describes the use of altering centers and using an eccentric chuck to add variety in woodturning projects. Demonstrates various methods to turn a Hedgehog, female form, furniture leg, sculpture, eccentric boxes, and an off center bowl. Review: This is a prime video for anyone interested in trying off center turning. Chris Stott provides excellent instruction in the basics using standard tools and some not so standard. The camera work and sound, as well as the turning, is professionally done so that the audience gets a good view of each cut. Chris Stott makes each cut smoothly and quickly without losing us in the process. He gets right into the process of turning first by demonstrating off center spindle turning on a furniture leg. Most of what he demonstrates can be done on a heavy lathe with very little more than what is in our current shop, however, he does introduce the Sorby eccentric jig later in the video for the eccentric boxes. Chris Stott provides a number of good tips on the order in which you should complete projects in order not to lose alternate turning centers. The only complaint I could have is that Chris does get very dry in his presentation, so it is not a video you should watch while you're sleepy. Of course, at the end of the tape, Chris Stott does take time to make a sales pitch for his other videos and the Chris Stott buffing system that is very similar to the Beale Buffing system. Overall, it is a very good video worth watching over and over.

Gerry Headley

### Thanks for the Donations

My thanks to everyone who donated pieces to Bill Swan who prints our newsletter every month. He was really surprised and tickled with your generosity, and marveled over the quality and ingenuity of the clock, whistle, pen, bowls, ornament, and weed pot. You guys are the best!. Thanks. Jim Marstall

Jim Marstall, Newsletter Editor  
Capital Area Woodturners (CAW)  
6213 Capella Ave.  
Burke, VA 22015

## CAW Newsletter — February 2002

### ***New CAW Members for Dec 2001 and Jan 2002***

***Welcome all! We are glad you have chosen to add your talents to our club. We look forward to the contributions you will make and the pieces you will bring in to Show-&-Tell. Your participation will add to our mutual love of woodturning and to our collective knowledge and skill.***

| <u>First Name</u> | <u>Last Name</u> | <u>City</u>  | <u>ST</u> |
|-------------------|------------------|--------------|-----------|
| Julee             | Allen            | Falls Church | VA        |
| Kenji             | Chikata          | Potomac      | MD        |
| Ohlen             | Hunt             | Crofton      | MD        |
| Gene              | Jenkins          | Fairfax      | VA        |
| James             | Walker           | Alexandria   | VA        |
| Steve             | Wence            | Hamilton     | VA        |
| Mike              | Barron           | Alexandria   | VA        |
| Dennis            | King             | Clifton      | VA        |

