

The CAW Newsletter

The CAW Newsletter is the official publication of the Capital Area Woodturners Chapter of the AAW, and is published for the information of its members. Membership in the CAW Chapter is open to anyone interested in the art and craft of woodturning.

Meeting Announcement:

Date: Saturday, Mar 9, 2002
Time: 9:30 AM — 12:30 AM
Place: Bryant Education Center
 2709 Popkins Lane
 Alexandria, Virginia

DIRECTIONS TO THE MEETING: From Virginia or Maryland, take I-495/I-95 towards the Wilson Bridge over the Potomac River. Take Exit 177A (Rt 1 South) on the Virginia side. Approximately 1.9 miles south of the Beltway, you will pass the Beacon Mall complex with Lowes Home Improvement Warehouse on your right. From the main entrance into Beacon Mall, go 4 more stop lights – about ½ mile. The 4th stop light will be Popkins Lane. Turn Left onto Popkins lane and go down 2 blocks. The Bryant Learning Center entry will be on your right. Drive to the East side of the building. Plenty of parking on the side or in the rear of the building. The entrances to the woodworking shop and meeting rooms are off the East side of the Bryant Center.

Program For The Month

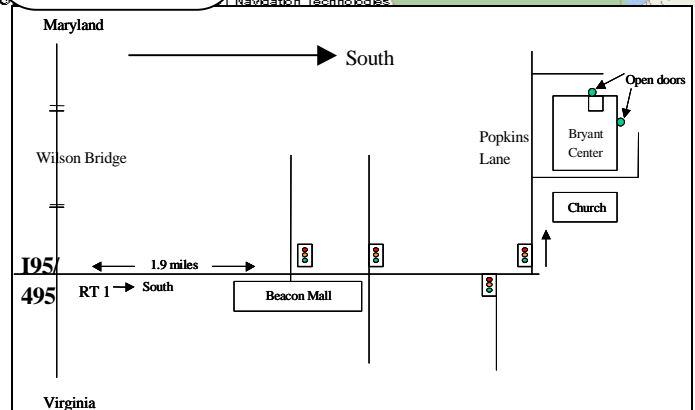
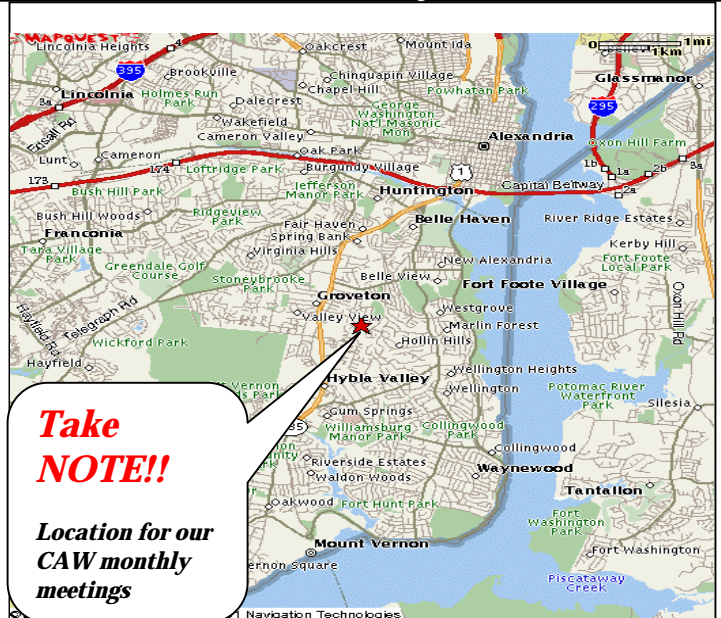
8:30 AM Help set up for the demonstration. Look over the For Sale items in the equipment room. Have a cup of coffee and a donut with your fellow turners. Enjoy the normal hour of skill enhancement and practice time on the lathes. Or talk over problems and techniques with someone who might already have been there and done that.

If you haven't been to the Bryant Center yet; Come familiarize yourself with our new home !!

9:30 AM Our normal business meeting. Photos of member items will be taken for the April Newsletter. The tape library will be open. A silent auction table will be available for donated wood and items. A Show & Tell of pieces brought in will be conducted.

10:30 AM We will have a number of demonstrations of how to make the birds and eggs that the club intends to get from as many members as possible to build the CAW Collaborative Challenge entry for the 2002 AAW Symposium.

The demos will discuss selection of woods, holding techniques, sizing and shaping, finishing recommendations, and any other special topics brought up by the audience and demonstrators.



Notices for All:

Woodcraft needs help at the NOVA WOODWORKING SHOW from set-up on Thur. March 21st thru close of show on Sun. March 24th. Compensation for time worked. For details contact Herb Shelly or Bob Shoemaker 703-912-6727.

March Skill Enhancement Workshops at Bryant School will be held on Wed. 3-13-02 and Tues. 3-26-02 from 9AM till 3PM. You must be a member of AAW to attend and turn.

CAW Educational Grant Program. Explanation sheets and application blanks for the CAW Education Grants will be available at the March meeting. **The deadline for submitting applications will be March 25th.** Selected applicants will be notified at the April meeting. Acceptances must be received by **June 20th**

CAW's Mentorship Program

HONOR ROL

As of Feb 2002

Bob Grudberg ** Don Chamlee
 Don Johnson ** Bill Hardy
 Bob Pezold ** Alan Becker
 Richard Allen *** Tom Boley**
 Andrew Blackwell ** Pat Berry*
 John Overman Richard Preston
 CA Savoy *+ (tue & wed skill enhancement)

*** denotes number of people being mentored

Many thanks to those who are giving back, by being willing to help others. I've made only eleven referrals since starting this list in June 2001. Any who are missing or are willing to help others, contact Paul Burke, at 703-534-9076, PBurkeSr@cox.rr.com, Let's Grow Woodturners!

**NOVA WOODWORKING SHOW
 CAPITAL EXPO CENTER – CHANTILLY, VA.**

Friday Mar. 22, 2002 12:00N -- 7:00P
Saturday Mar. 23, 2002 10:00A -- 6:00P
Sunday Mar. 24, 2002 10:00A -- 4:00P

Still have a few slots available to turn on the lathes or staff the booth. Sign up at the March. meeting or email CA Savoy cadjsavoy@msn.com for available slots. Please bring some of your finished work to be displayed in our booth. You can display it while you are there or leave it for the entire show.

Membership Renewals Are Now

Overdue!!

Don't wait for the dues police to track you down

So far we have 119 paid up members for year 2002, and 94 from last year that have not yet renewed. Renew your CAW membership for the year 2002.

\$20 for individual membership
\$15/person for multiple persons - family

Bring your dues to the next meeting or mail them to:

Mike McInerney, CAW Treasurer
14526 Creek Branch Ct
Centreville, VA 20120

Make checks payable to Capital Area Woodturners

If you are unsure if you owe dues for the year 2002, look at the mailing label on the newsletter in the upper right corner. If it says DEC-01, you owe. If it says DEC-02, you are paid up.

If you get the newsletter via email, check our website at the following link: <http://www.capwoodturners.org/dues.htm>, or call or email Mike McInerney, CAW Treasurer, at 703-378-8117 or mikemc1421@aol.com to verify your membership.

CAW 2001 Officer Roster

<u>Name</u> <u>Position</u>	<u>Contact Information</u>
Bob Pezold <i>President</i>	8018 Hammond St. Alexandria, VA 22309 703-418-8626 rpezold@erols.com
Tom Boley <i>Vice-President</i>	8316 Botsford Ct. Springfield, VA 22152 703-569-2548 tboley@erols.com
Mike McInerney <i>Treasurer</i>	14526 Creek Branch Court Centreville, VA 22020 703-378-8117 mikemc1421@aol.com
Don Johnson <i>Secretary</i>	2207 Windsor Road Alexandria, VA 22307-1019 703-329-1326 drjpapaw@aol.com
Tim & Sheryl Kochman <i>Program Directors</i>	10411 Todman Landing Court Burke, VA 22015 703-250-4891
C. A. Savoy <i>Show Director</i>	1309 Gatewood Drive Alexandria, VA 22307 703-765-7268 cadjsavoy@msn.com
Jim Marstall <i>Newsletter Editor</i>	6213 Capella Ave. Burke, VA 220215 703-644-6797 james.marstall@west.boeing.com
Club Support Volunteers	Gerry Headley – Video Library Cal Frantz – Group Buy Bob Grudberg – Auctions Mary Youmann – CAW Clothes

Group Buy Program

by Cal Frantz

We placed a \$1584 order with Craft Supplies USA in February. Unfortunately I don't have their quote back as of the Newsletter deadline, so I don't know the amount of the discount yet. In any event, there are twelve members participating in this group buy, so it was a pretty popular item.

Two other orders also went in during February. One is for CA glue, with 15 members in on the buy; and one is for Anchorseal, with two members each buying a full 5 gallon pail. The good news for the Anchorseal order is that our supplier will ship the 5 gallon pails directly to a member's address, which is a lot more convenient than having to pick them up at a Club meeting.

Many thanks to Bob Reynolds for his help in processing orders and making deliveries for the Group Buy program. We could use one more person on the team to help out during meetings as it gets kind of hectic when many members place orders all at the same time. If you are looking for something to do to help out the Club, please consider participating in the Group Buy program.

As previously announced, group buy orders are to be prepaid at the time an order is placed. Checks are preferred, and are to be made out to CAW. Orders are placed 10 days following club meeting dates. is made at club meetings. If you have any questions about the group buy program, you can reach me by fax at 703 360 6639, or by email at calfrantz@aol.com. My address is: CFE; P.O. Box 7295; Alexandria, VA 22307.

About Our Members

by Phil Brown

Alan Becker entered the 5th Annual National Juried Show put on by Gallery West in Old Town Alexandria and had three pieces accepted. He received Honorable Mention for one piece. The show ran from February 1-24, 2002 at Gallery West, 205 S. Union Street, Alexandria, VA.

Phil Brown has a piece in *BRANCHING OUT: CONTEMPORARY WOOD TURNING IN 2002* at the Ellipse Arts Center, open March 16 to May 4, 2002. On Thursday March 21st, 1 p.m. at the Renwick Gallery, he will discuss artists who have made significant contributions to the development of contemporary wood turning during a walk through of *Wood Turning Since 1930*. Phil will demonstrate wood turning at the Lee Arts Center on April 6th at 1 pm.

CA SAVOY will teach Bowl Turning classes at Woodcraft in Springfield, VA on Monday, March 11, and on Tuesday April 16, 2002. Classes run from 6:00PM till 9:30PM. Contact Woodcraft at 703-912-6727 for details.

Lynda Smith-Bugge will attend Christian Burchard's class at Arrowmont School of Arts and Crafts from June 10 to 14, 2002.

John Trant will exhibit his wooden wares at the Sugarloaf Arts and Crafts Fair in Timonium Maryland on April 26-28 (also in October 4-6). John markets his turnings under the name of "Boxes & Bowls Woodworks "

Tell others about yourself in the CAW Newsletter by sending information, before the end of the month, to Phil Brown, 7807 Hamilton Spring Road, Bethesda, MD 20817-4547. Phone and fax: 301-767-9863. E-mail: philbrown@greenbelt.com

On March 15th & 16th - Great Events to Attend

Wood Turning Since 1930 opens to the public March 15th at the Renwick Gallery of the Smithsonian American Art Museum, 17th & Pennsylvania Ave NW in Washington DC. At 2 p.m. on the 15th selected exhibition artists will discuss their work during a walk through. This exhibit closes July 21st. A paperback edition of the exhibition catalog "**Wood Turning in North America Since 1930**" is on sale in the Renwick Gift Shop. (The Renwick shortened the name for their showing of the exhibit.)

On March 16th the Renwick Gallery will feature a free symposium on "Women in Woodworking", with woodturners Virginia Dotson, Merryll Saylan, Betty Scarpino and Michelle Holzapfel, starting at 10 am.

Following this Renwick symposium ending at 1 pm, David Ellsworth will treat you to a slide talk on "Contemporary Wood Turners: A View of Ourselves" at 2 p.m. at the Ellipse Arts Center, 4350 N Fairfax Drive, in Arlington. This is in conjunction with a new exhibit, *BRANCHING OUT: CONTEMPORARY WOOD TURNING IN 2002*. You may reserve a box lunch (call 703-228-7710), for \$10, to eat at the Ellipse between the two programs. Free basement parking is available on Saturday afternoon, or the Metro Orange Line will transport you between the Renwick and the Ellipse, exiting at the Ballston Station.

The formal opening reception for *BRANCHING OUT: CONTEMPORARY WOOD TURNING IN 2002* occurs from 6-8 pm on Tuesday night, March 19th at the Ellipse Arts Center. Some finger food will be available if you want to go lite on supper.

Lectures on woodturning occur in the Renwick Grand Salon at 3 pm on Sundays April 7th (Stoney Lamar) and May 19, 2002 (Mark Sfirri).

When you visit the Renwick Gallery, go up to the second floor to see pieces in all media selected from the permanent collection. Through May, the exhibit includes turned wood by Derek Bencomo, Dennis Elliott, Dave Ellsworth, Michelle Holzapfel, Stoney Lamar, Ed Moulthrop, Stephen Paulsen, James Prestini, and Bob Stocksdales.

Demonstrating at the Renwick Gallery

On most Wednesdays and Sundays during the exhibition period of *Wood Turning Since 1930*, from noon to 3 pm, wood turning demonstrations will be given by members of Capital Area Woodturners and Chesapeake Woodturners. Six dates remain available for you to demonstrate - May 29, June 9, 19, 26 and 30, and July 17, 2002. (The AAW symposium in Providence, RI is June 28-30.) We also need back-up turners for all dates, to replace anyone who was suddenly unable to keep their date. Call Phil Brown at 301-767-9863 to reserve your demonstration date, or see him at our March 9th meeting. See the January CAW Newsletter for more information or call Phil.

If you are uncertain about whether this is for you, drop in on one of the dates below to observe a demonstration. Or you might contact one of the demonstrators, asking if you could join them in demonstrating. Those signed up follow, with Chesapeake Woodturner dates marked with "**

March 17 - Bill Hardy

March 20 - C.A. Savoy & Bob Pezold

March 24* - Temple Blackwood & Troy Beall
March 27* - Al & Sherry Hockenbery
April 3 - Don Riggs
April 7 - Richard Allen
April 10 - Ed Moore
April 14* - Jeff Bridges & Ed Moore
April 17 - Bob Kinsel
April 21 - Jayne Hart & Patricia McLaughlin
April 24 - Frank Stepanski
April 28* - Clif Poodry
May 1* - John StyerMay 5 - Jim Marstall
May 8 - Dave Butts
May 12* - Al & Sherry Hockenbery
May 15 - Ray Taylor
May 19 - Steve Bishop
May 22 - Dave Reel
June 2* - Margaret Lospinuso
June 5* - Ed Moore
June 12 - Andy Blackwell
June 16 - Frank Stepanski
June 23* - Chuck Engstrom
July 3 - John Noffsinger
July 10* - Temple Blackwood & Troy Beall
backup - Stefan Raab & Phil Brown

OTHER ITEMS

1. The Gaithersburg Arts Barn would like to hear from local fine craftsmen who might be interested in exhibiting their work in its galleries, offering work for sale on consignment in its museum shop, or participate in its *Resident Artists Program*. For further information, contact Marty Willey either by phone at 301-258-6350 or by email at mwilley@ci.gaithersburg.md.us.

2. Steve Gleasner, former member of Chesapeake Woodturners, will be teaching a 5-day course at Maryland Hall, in turning segmented bowls, from 15 to 19 April 2002. (The class should be fully booked by the time you get this, but you could check with Al at <Hockenbery@aol.com>.) Steve's technique generally starts by gluing up a blank composed of 4 or more segments of high quality plywood. He then cuts the blanks into rings with a special tool, rotates the rings and glues them together. He adds rims and bases of rosewood or other hardwoods. He then turns the form to a tool-cut surface that needs little sanding. He colors the wood and puts on many coats of lacquer.



Turning, Texturing and Coloring an Egg

This project is one I often turn at public demonstrations because it is fast and easy to complete while they watch. It is also an easy way to practice with the skew to get a finish right from the tool that doesn't need to be sanded.

When I first saw a demonstration of the Sorby spiral and texturing tool I bought one to add something a little extra and quick to spice up a simple turning like this. I had been turning finger tops along with chatter and coloring like the other turners at our demonstrations and since I have always turned a lot of eggs as boxes or solid, so I tried this textured and colored version. It became very popular as a demonstration that the children as well as their parents enjoyed to watch and if you let them pick their own colors and give it as a gift to them when finished they will have something to remember the day by.



You will need a special tool for this project, the Sorby texturing tool. If you are handy at making your own tools taking a wheel from a star grinder wheel dresser and making a shaft to install it on can achieve the same effect. I saw this done recently while I was teaching turning to a small group. Some people are ingenious. I use a skew for most all turning on the egg and a 3/8" spindle gouge for the cove cut.



I start with a 1 3/4" to 2" square of maple in a four-jaw scroll chuck that is long enough to make two eggs with




I usually rough these squares round with the skew and shape the egg.



Define the areas that are to be textured with V-cuts on either side. I usually make three textured rings. To use the texturing tool you have to slow the lathe speed to 500 rpm or less and move the tool rest back so the wheel will not contact it while rotating. **Keep your fingers clear of the spinning wheel.** Keep the wheel vertical and at 90 degrees to the surface of the wood or if you slant it very much you will get a diagonal scratch pattern instead of the dimpled texturing.



The texturing wheel is not a sharp tool. It is beveled on both sides and the end of each spoke is square and depresses the wood to create the pattern. Slowly slide the tool back and forth over the area you are texturing to create a random pattern. I pull the tool back away from the wood and reintroduce it several times to make sure I have good random coverage.



Close up of the texturing. I lightly skim the skew over the textured area to remove any wood fibers that may be raised. This is not sanded but straight from the skew.



When the wheel is held hard against the wood and slowly moved sideways you could create an evenly spaced line effect.



To color the textured areas and to make thin lines on the eggs I use Crayola Flexible Brush Tip markers, which they have discontinued but any marker will work. The fine tip ones I like because I can vary the line width beside the textured areas.



Coloring is simple with the lathe spinning the egg; just hold the marker where you want to color.



Close up view of the colored bands



Here is the egg ready to be parted off and enough wood left in the chuck to turn another.

The texturing from a distance like this reminds me of lace. These are some of the patterns that can be created with this tool and a little turning time. The spiral patterns were done with the spiral cutter wheel but that is another lesson.

This article is by Larry Hancock and is used with his permission. The article is one of many featured on his website at: <http://www.homestead.com/turnedtreasures/>



Left: Don Johnson – 10”H X 5”W Ambrosia Maple NE-rim bowl. Center: Jim Marstall – 12”W X 6”H spalted Beech bowl with carved band around the rim. Right: Gene Crosby – 14”W X 6”H Walnut salad bowl with handmade tongs.



Left: Frank Stepanski – Oak bowl, turned, dyed black, then cut in two and rejoined; Ambrosia maple egg; Oak NE-rim 12” W X 7”H; Off-center turning of a ladies’ silhouette. Center: Don Hart – two 2”H lidded-boxes with hand-chased threads – one from Ebony with chatter tool marks on the top, highlighted with Liming wax to show off the chatter and one from Osage Orange. One smaller 1”H Ebony lidded-box and a Tagua Nut miniature vase. Right: John Trant – 4 bowls of various woods



Left: CA Savoy – 6”W X 2”H Cherry bowl with a beaded sides and rim. Center: Ray Taylor - NE Amber Red Malley, a spalted Beech lidded-box with an Ebony finial, and a Maple burl found-wood bowl Right: Ray Taylor – Walnut bowl 8”W X 5”H



Left: Joe Cavanaugh – Ivory-colored acrylic pen and a 7”W X 2 ½”H Cherry bowl. Center: David Jacobowitz – 2 Cedar forms. Right: Peter Walsh – a 10” Oak platter, 5”W X 1 ½”H Apple bowl and a 4”H Cherry lidded-box



Left: Don Johnson – 7”W X 3 ½”H fluted and dyed bowl. Center: Linda Smith-Bugge – 4 ½”W X 3”H Sycamore bowl. Right: Steve Bishop – 16” Silver Maple shallow bowl.



Left: Bill hardy – three drop spindles for yarn spinning from Maple, Cocobolo, and acrylic accents. Center: Mike Kinney – two ornaments from spalted Ash and Ebony finials. Right: Aaron Grebeldinger – a 4”H Maple lidded-box




Above

Left John Overman – a 6”W and 1 ½”H Cherry bowl and a 8”W Cherry platter. Center: Mike McInerney – a 5”W X 2”H Coolibah burl NE-rim bowl. Right: Steve Bishop – 4”W X 4”H Maple burl bowl with a metal-leaf band

Below

Left and Center: Steve Bishop – “Towers to Heaven”, a 3’H free-standing piece with a 4”W Bigleaf Maple Burl base, and “Mountain Metropolis” Right: Don Riggs – two 11”w platters from Ambrosia Maple – one with a large crotch flame.

Photos by Jim Marstall



The Capital Area Woodturners

Educational Opportunity Grant Information

Committee:

The CAW would like to assist you in your woodturning education. If you have a particular goal, workshop, or project in mind and need financial help, you are just the person we would like to have apply to this program. In order to expand and share woodturning resources, the board has allocated \$500 per year for grants to be awarded. The grants will cover expenses such as tuition, registration, demonstrator's fees, travel, lodging, and meals.

Purposes of the program

- To allow CAW members to benefit from their own fundraising efforts and generous support.
- To provide educational opportunities that expand and enrich the entire woodturning community.
- To provide ways that these skills may be shared with our chapter, local seminars, schools, and friends.
- To create opportunities for members who would otherwise not be financially able.
- To create a full-circle relationship, of CAW working for and with its members and chapters.

Eligibility

- An individual applicant must be a CAW member in good standing and must not have received a CAW grant previously. Recipients must submit a report on their experiences within six months of their completion for possible inclusion in the newsletter.

Youth Outreach

Besides the regular grants, allocated money includes grants for younger woodturners. Applicants must be under the age of 25 and do not have to be CAW members.

Selection Process Each member of the committee will score each application on a scale of 1 to 10. The top score will be awarded an Educational Opportunity Grant. Emphasis will be placed on the ability, as well as the opportunity, of an applicant to share information gained. Economic need may also be considered.

Deadline and Application Forms Applications must be postmarked no later than March 25, 2002. Recipients will be notified at the April Club meeting. Recipients must accept the grant by **June 20, 2002**.

Application forms are included

The Capital Area Woodturners
Educational Opportunity Grant Program
Application Form

Please provide brief answers to the following questions. You may use additional paper.

1. How would you use the educational grant (attend a symposium, workshop, or school; enable a special project; cover teaching expenses)? Please explain:
2. How would you and our chapter benefit from your use of this grant?
3. How would you help others to benefit?
4. Please give a brief itemized budget for how you intend to use the grant (not to exceed

\$500):

Name: _____

Phone: _____

Address: _____

Amount applying for: _____

Please complete this form and return it (postmarked no later than March 25, 2002) with a self-addressed stamped envelope to the address below

Alan Becker
4012 Moss Place
Alexandria, VA 22304

Jim Marstall, Newsletter Editor
Capital Area Woodturners (CAW)
6213 Capella Ave.
Burke, VA 22015

CAW Newsletter — March 2002

New CAW Members for Feb 2002

Welcome all! We are glad you have chosen to add your talents to our club. We look forward to the contributions you will make and the pieces you will bring in to Show-&-Tell. Your participation will add to our mutual love of woodturning and to our collective knowledge and skill.

<u>First Name</u>	<u>Last Name</u>	<u>City</u>	<u>ST</u>
Skip	Aldrich	Alexandria	VA
Bob	Dam	Alexandria	VA
Don	Ennis	Springfield	VA
Gary	Guenther	Silver Spring	MD
Jack	Guralnik	Chevy Chase	MD
Anthony	Joyce	Fairfax Station	VA
Joe	Mahoney	Manassas	VA
Paul	Story	Alexandria	VA

